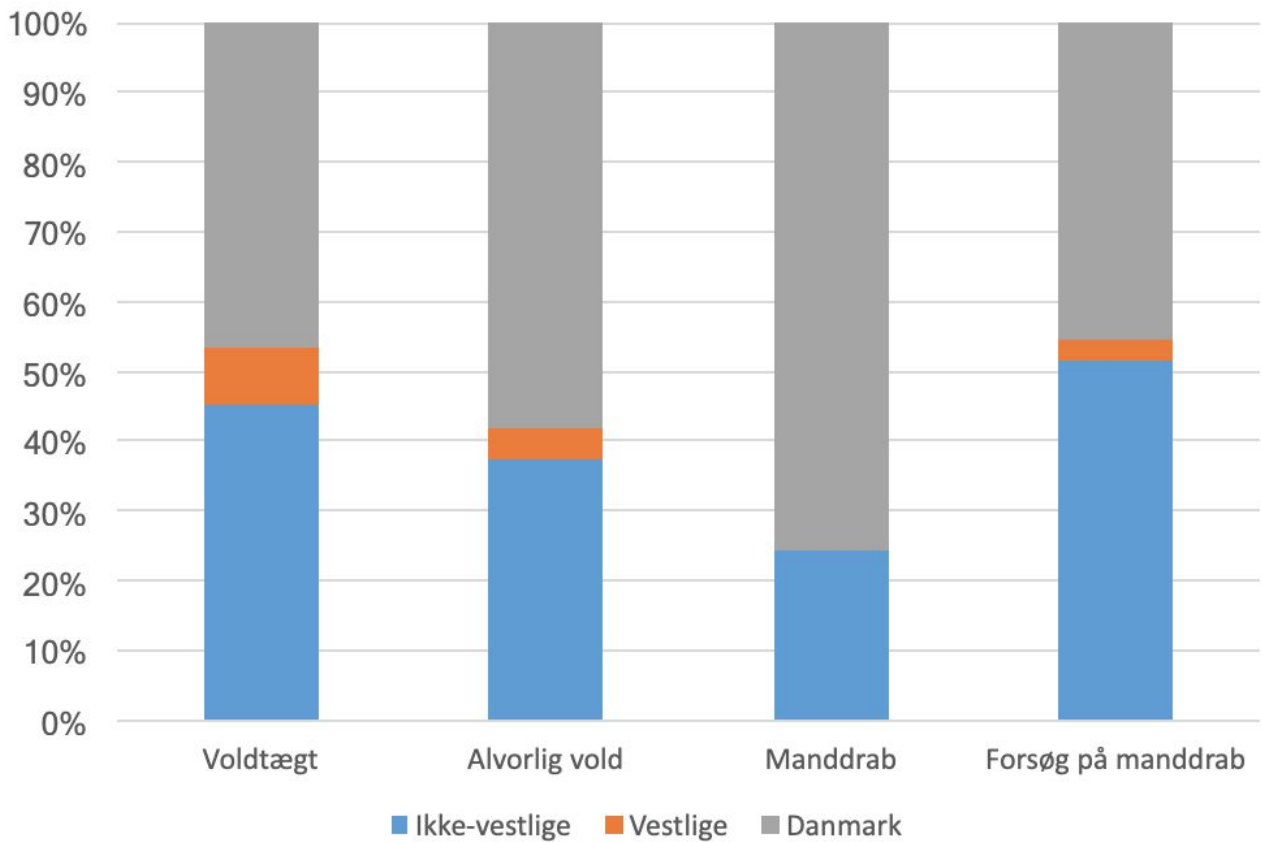


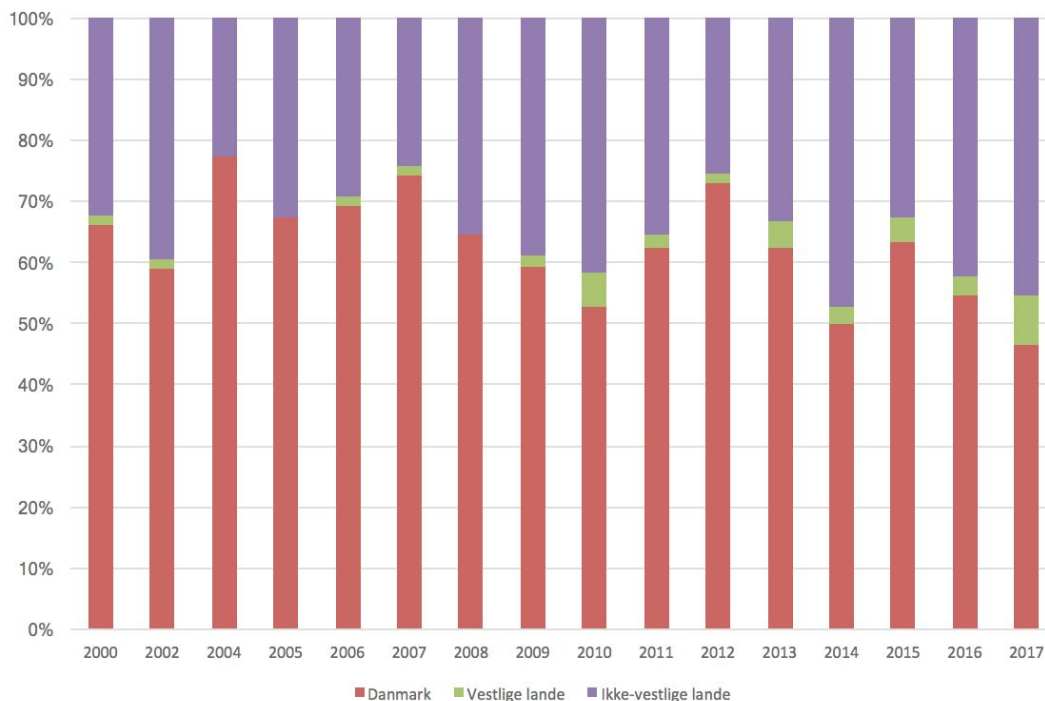
## Indvandrere og efterkommeres andele blandt skyldige personer

Andel af skyldige personer 2017 grupperet efter oprindelsesland og overtrædelsens art



## 2017, voldtægt: Ikke-vestlig andel 45%, ikke-vestlig+vestlig andel 53%

Andel skyldige personer, voldtægt

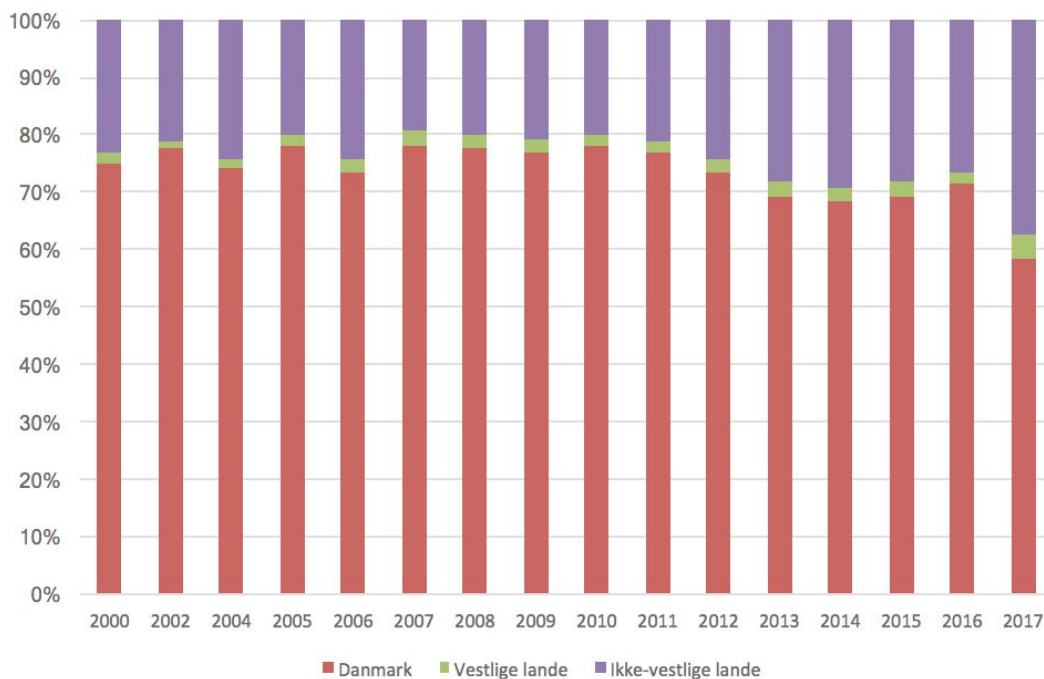


## Voldtægt: Oprindelseslande med flest skyldige personer

	2000	2002	2004	2005	2006	2007	2008	2009	2010	2011	2012	2013	2014	2015	2016	2017
I alt	74	66	53	58	55	66	51	59	55	45	59	48	36	49	66	86
Danmark	49	39	41	39	38	49	33	35	29	28	43	30	18	31	36	40
Øvrige lande i alt	2	3	0	3	2	2	1	0	4	2	3	1	4	3	13	7
Øvrige lande, ikke-vestlige	2	3	0	3	2	2	1	0	4	2	3	1	4	3	13	7
Tyrkiet	6	7	4	4	2	3	5	3	3	1	0	0	5	3	1	0
Somalia	2	2	2	3	2	3	2	2	2	2	2	4	3	2	3	4
Irak	1	0	2	2	1	1	2	7	3	3	1	3	1	1	2	3
Libanon	5	0	1	1	1	1	4	2	2	5	1	1	0	2	1	4
Iran	0	3	0	0	1	0	0	1	4	0	1	1	1	0	0	4
Afghanistan	1	0	1	0	0	0	0	0	2	2	3	1	1	0	3	1
Pakistan	0	2	0	3	0	0	0	1	0	0	0	3	0	0	1	3
Syrien	0	0	0	0	0	0	0	1	0	0	0	0	0	0	1	7
Marokko	2	1	1	0	0	0	0	0	1	0	2	0	0	0	0	2
Rumænien	0	0	0	0	0	0	0	0	1	0	0	2	0	2	0	3
Jugoslavien	1	2	0	0	1	1	1	1	0	0	0	0	0	0	0	0
Sri Lanka	1	0	0	1	1	0	0	0	0	0	0	0	0	0	0	2
Polen	0	0	0	0	0	1	0	0	1	0	1	0	1	0	0	1
Jugoslavien	0	1	0	0	1	1	0	0	0	0	1	1	0	0	0	0
Indien	0	0	0	1	2	0	0	0	0	0	1	0	0	1	0	0
Kuwait	1	1	0	0	0	0	1	2	0	0	0	0	0	0	0	0
Bulgarien	0	0	0	0	0	0	0	0	1	0	0	0	0	0	1	2
Bosnien-Hercegovina	0	2	1	0	0	0	0	0	0	0	0	0	1	0	0	0
Thailand	1	0	0	0	0	2	0	0	0	0	0	1	0	0	0	0

2017, alvorligere vold: Ikke-vestlig andel 37%, ikke-vestlig+vestlig andel 42%

Andel skyldige personer, alvorligere vold

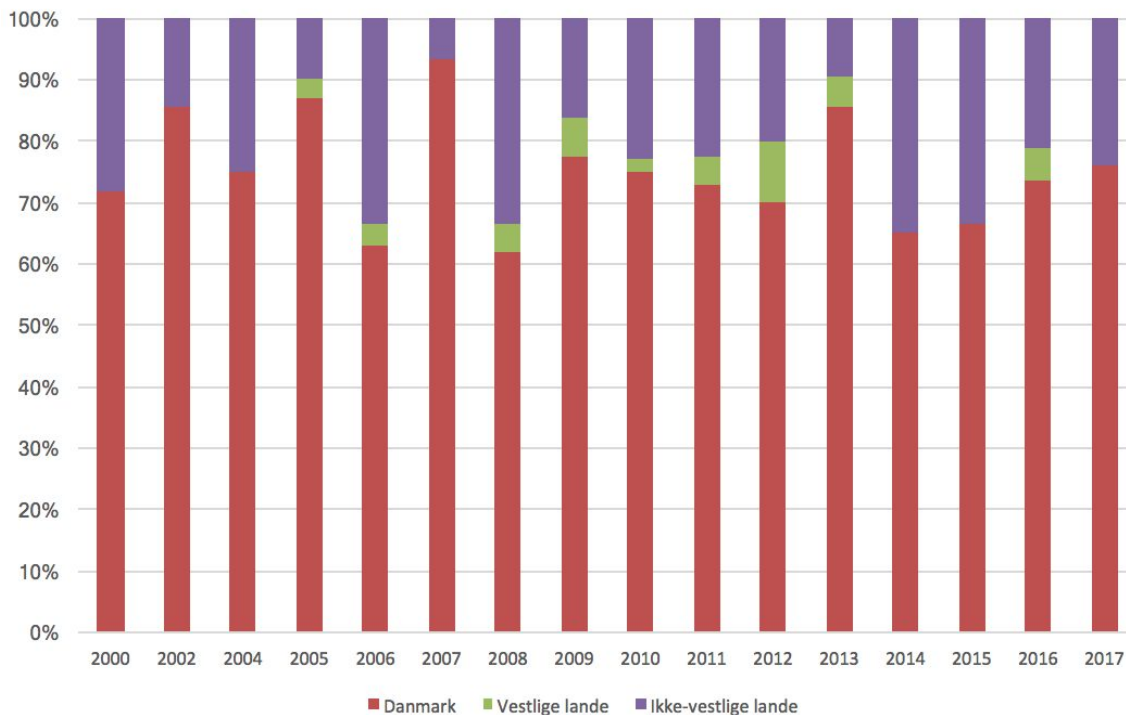


Alvorligere vold: Oprindelseslande med flest skyldige personer

	2000	2002	2004	2005	2006	2007	2008	2009	2010	2011	2012	2013	2014	2015	2016	2017
<b>I alt</b>	688	747	867	939	913	829	888	919	913	921	862	806	628	631	651	678
<b>Danmark</b>	516	580	643	734	672	648	689	706	712	710	632	559	430	436	466	395
<b>Tyrkiet</b>	26	34	37	34	40	23	29	35	33	28	40	39	23	18	26	38
<b>Libanon</b>	15	17	24	12	29	12	17	25	24	28	34	47	29	19	27	30
<b>Somalia</b>	17	18	27	21	22	17	29	14	26	16	19	21	22	27	25	37
<b>Irak</b>	13	14	15	23	16	21	16	22	26	12	30	19	33	20	13	32
<b>Øvrige lande i alt</b>	9	6	8	2	13	11	11	9	9	17	11	18	8	9	7	11
<b>Øvrige lande, ikke-vestlige</b>	9	5	8	2	13	11	11	8	9	17	11	17	8	8	7	11
<b>Iran</b>	14	10	12	7	8	8	4	6	8	12	15	10	11	8	11	10
<b>Pakistan</b>	10	6	13	10	14	7	9	9	5	10	5	8	5	11	7	12
<b>Jugoslavien</b>	7	6	11	18	13	11	16	10	3	11	5	6	6	8	1	9
<b>Afghanistan</b>	3	5	3	5	7	6	4	12	12	7	5	9	6	12	12	14
<b>Marokko</b>	6	11	9	14	5	3	7	7	7	10	8	3	7	8	7	7
<b>Bosnien-Hercegovina</b>	6	3	5	7	9	8	8	9	7	9	5	8	9	4	5	3
<b>Polen</b>	2	1	4	4	3	4	4	7	4	3	9	10	6	3	1	10
<b>Syrien</b>	1	1	3	1	3	2	3	2	3	6	3	5	3	3	5	25
<b>Vietnam</b>	5	7	11	7	8	3	1	3	4	4	0	1	4	2	1	2
<b>Sri Lanka</b>	8	4	5	2	6	3	4	2	1	1	3	3	1	1	3	4
<b>Jordan</b>	3	1	3	2	4	1	2	5	2	1	4	0	3	2	3	2
<b>Thailand</b>	1	2	2	4	4	6	1	3	3	2	2	2	2	0	1	1
<b>Kuwait</b>	3	2	4	0	2	3	1	2	0	0	5	5	1	0	2	4
<b>Storbritannien</b>	2	1	2	1	5	2	3	1	1	1	1	1	1	2	1	3
<b>Tyskland</b>	0	1	0	2	1	2	3	0	3	3	1	2	0	2	0	3

## 2017, manddrab: Ikke-vestlig andel 24%, ikke-vestlig+vestlig andel 24%

Andel skyldige personer, manddrab

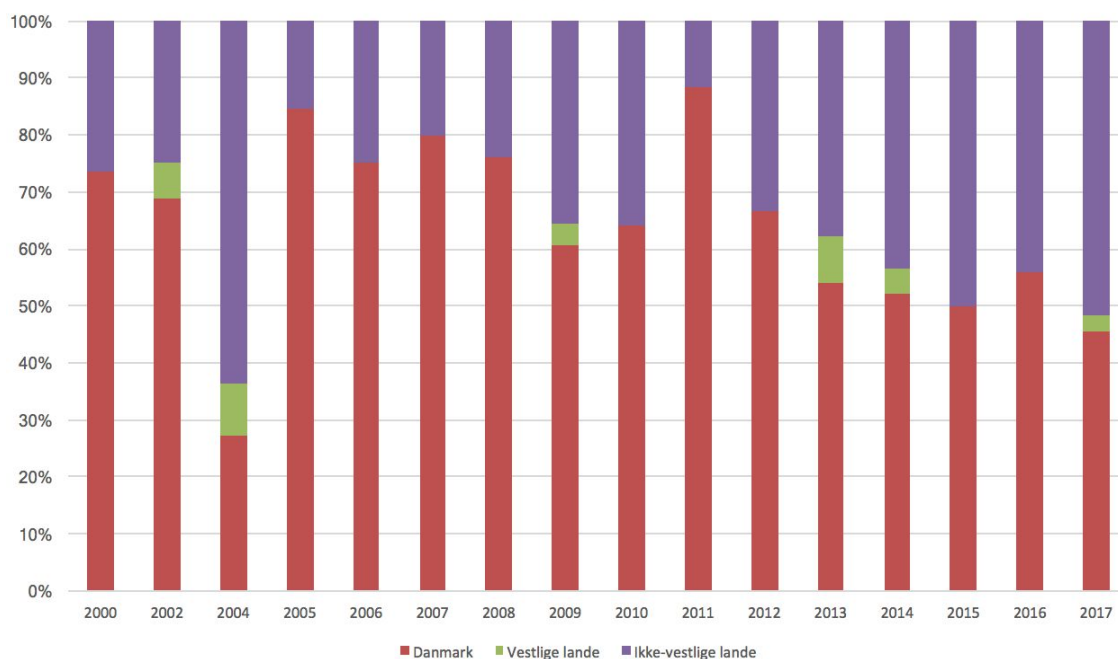


## Manddrab: Oprindelseslande med flest skyldige personer

	2000	2002	2004	2005	2006	2007	2008	2009	2010	2011	2012	2013	2014	2015	2016	2017
I alt	32	28	28	31	27	15	21	31	52	22	30	21	20	30	19	29
Danmark	23	24	21	27	17	14	13	24	39	16	21	18	13	20	14	22
Tyrkiet	1	2	3	1	0	0	3	1	1	0	3	0	4	1	0	0
Jugoslavien	2	0	1	1	1	0	1	0	3	0	0	0	1	0	0	1
Libanon	1	0	0	0	1	0	2	0	1	1	2	0	1	1	0	1
Irak	0	2	1	0	2	1	0	2	0	0	0	0	0	1	1	0
Somalia	0	0	0	0	0	0	0	0	0	3	1	0	1	0	1	1
Afghanistan	0	0	0	0	0	0	0	0	0	0	0	0	0	3	0	2
Syrien	0	0	1	0	0	0	0	0	0	0	0	0	0	2	0	1
Øvrige lande i alt	0	0	1	0	0	0	0	0	0	0	0	0	0	1	1	1
Øvrige lande, ikke-vestlige	0	0	1	0	0	0	0	0	0	0	0	0	0	1	1	1
Marokko	1	0	0	0	1	0	0	0	1	0	0	1	0	0	0	0
Iran	3	0	0	0	0	0	0	0	0	1	0	0	0	0	0	0
Pakistan	0	0	0	0	1	0	0	1	1	0	0	1	0	0	0	0
Tyskland	0	0	0	0	0	0	1	2	0	0	0	0	0	0	0	0
Indien	0	0	0	0	3	0	0	0	0	0	0	0	0	0	0	0
Bosnien-Hercegovina	0	0	0	0	0	0	0	1	1	0	0	0	0	0	0	0
Bulgarien	0	0	0	0	0	0	0	0	0	0	2	0	0	0	0	0
Polen	0	0	0	0	0	0	0	0	1	0	0	1	0	0	0	0
Rumænien	0	0	0	1	0	0	0	0	0	0	0	0	0	0	1	0
Egypten	1	0	0	0	0	0	0	0	0	0	0	0	0	0	1	0
Sri Lanka	0	0	0	1	0	0	1	0	0	0	0	0	0	0	0	0
Vietnam	0	0	0	0	0	0	0	0	2	0	0	0	0	0	0	0

## 2017, forsøg på manddrab: Ikke-vestlig andel 52%, ikke-vestlig+vestlig andel 55%

Andel skyldige personer, forsøg på manddrab



## Forsøg på manddrab: Oprindelseslande med flest skyldige

	2000	2002	2004	2005	2006	2007	2008	2009	2010	2011	2012	2013	2014	2015	2016	2017
I alt	19	16	11	13	12	15	21	28	25	26	21	37	23	28	34	33
Danmark	14	11	3	11	9	12	16	17	16	23	14	20	12	14	19	15
Tyrkiet	1	0	0	1	1	1	1	2	1	1	1	4	2	0	1	5
Libanon	0	1	1	0	1	1	1	0	3	0	2	1	3	1	2	2
Pakistan	2	0	2	1	0	0	0	4	1	0	0	0	0	2	0	1
Irak	0	0	0	0	0	0	0	0	0	0	2	5	0	1	0	3
Øvrige lande i alt	0	0	1	0	1	0	0	0	1	0	1	1	0	1	3	0
Øvrige lande, ikke-vestlige	0	0	1	0	1	0	0	0	1	0	1	1	0	1	3	0
Jugoslavien	1	1	1	0	0	1	0	1	0	0	0	0	0	1	1	1
Marokko	0	0	0	0	0	0	1	1	1	1	0	0	1	1	2	0
Somalia	0	0	0	0	0	0	0	0	0	0	0	0	1	2	3	0
Syrien	0	0	0	0	0	0	0	0	1	0	0	1	0	0	1	2
Bosnien-Hercegovina	0	0	1	0	0	0	1	0	1	1	0	0	0	0	0	0
Afghanistan	0	0	0	0	0	0	0	0	0	0	1	0	1	2	0	0
Iran	0	0	1	0	0	0	0	0	0	0	0	1	0	1	0	1
Jordan	0	0	0	0	0	0	0	0	0	0	0	1	1	0	1	0
Vietnam	1	1	0	0	0	0	0	0	0	0	0	0	1	0	0	0
Frankrig	0	0	1	0	0	0	0	1	0	0	0	0	0	0	0	0
Polen	0	0	0	0	0	0	0	0	0	0	0	1	1	0	0	0
Egypten	0	0	0	0	0	0	1	1	0	0	0	0	0	0	0	0
Tunesien	0	0	0	0	0	0	0	0	0	0	0	0	0	0	1	1
Belgien	0	0	0	0	0	0	0	0	0	0	0	0	0	0	0	1
Makedonien	0	1	0	0	0	0	0	0	0	0	0	0	0	0	0	0

Kilde: Danmarks Statistik, tabellen STRAFNA4. Læs flere rapporter på Unitos.dk